

# *WOLF CREEK MAINTENANCE CORPORATION*

## **EXTERIOR PAINT INFORMATION and APPLICATION**

Thank you for expressing your interest in painting your home!

If you are color matching your home, an application is not required. To locate your original colors, all builder color information can be found at [www.mywolfcreek.com](http://www.mywolfcreek.com) under the DOCS & INFO tab, document titled "Builder Paint schemes".

If you are wanting to change your home colors please review the below information.

1. A paint book with the optional color collections is available to view in person at the Clubhouse. Clubhouse address (near pool) 31813 Murdock Ln, Temecula, CA 92592. Hours: Mon-Sat: 6am-8:30om, Sun: 8am-8:30pm. Phone: 951-506-6200
2. The optional color collections are also available on the Sherwin Williams website. Please follow the below link. The optional colorways are also provided on the next few pages within this home improvement form.  
<https://www.sherwin-williams.com/homeowners/color/find-and-explore-colors/hoa/temecula/ca/wolf-creek-maintenance/>
3. Please ensure the paint diagram is filled out complete.
4. If you cannot locate a color within the optional color collections provided, please supply a *physical paint chip/color sample* of the proposed color(s) with the application.

### **Collections:**

Light Collection

Warm Collection

Natural Collection

Taupe Collection

Earth Collection

**WOLF CREEK MAINTENANCE CORPORATION**  
**DESIGN REVIEW COMMITTEE APPLICATION**  
**CHECKLIST**

(Owner to Complete)

This checklist must be completed by Owner and be attached to the Design Review Committee Application. Failure to complete and include this checklist constitutes an incomplete submittal. All incomplete submittals will be returned without review by the Design Review Committee.

A description of what must be included on each of the drawings required below may be found in the Design Guidelines.

**PART I - ALL IMPROVEMENTS**

This part lists the submittal requirements for All Improvements which must be included with any and all submittal requests.

- ☐ Completed Design Review Committee Application Form
- ☐ Signed Neighbor Awareness Form
- ☐ Submittal Checklist
- ☐ Plot Plan

**PART II - LANDSCAPE IMPROVEMENTS**

This part must be completed by all applicants for Improvements involving all landscaping in any yard (i.e.: plant material, hardscape, spa or pool, fences and walls).

- ☐ Landscape Plan (may be included on plot plan)

**PART III - EXTERIOR IMPROVEMENTS**

This part must be completed for exterior alterations including room additions, trellis and sunshades, gazebos, balcony, window and door treatment and exterior color or material changes.

- ☐ Exterior Elevations
- ☐ Floor Plans (in the case of detached structures such as gazebos, floor plans may be included on the plot plan).

**PART IV - SPACE IMPROVEMENTS**

This part must be completed for space Improvements such as room additions, large decks and room conversions affecting the exterior appearance of the home.

- ☐ Exterior Elevations
- ☐ Floor Plans (may be included on plot plan)
- ☐ Building Section(s)
- ☐ Roof Plan

Revised 1/31/07  
Adopted 4/18/05



## Exterior Home Improvements - digital submissions

Avalon Management provides the opportunity to submit applications digitally. Please review the following steps to submit your Architectural (ARC) Request below.

Avalon Portal submission:

1. Avalon – Online Portal. Please visit [www.mywolfcreek.com](http://www.mywolfcreek.com) to create/log on to your account through “My Account”.
2. Once logged into the account you will select “Submit a New Request” located on the bottom of the page. Then select ARC Request.
3. Please make sure you upload the Architectural Home Improvement application and supporting documents before submitting.
4. After submission of the ARC Request you will be able to view your submission, receive updates on the application, leave messages, upload more documents, etc.
5. Please note a common error for all submissions, is file size. The system will not allow submission if the file size exceeds 25MB. If there are any difficulties, you may break up the application into multiple attachments.
6. Having troubles? Please review our Homeowner videos at [www.avalonweb.com](http://www.avalonweb.com). You may also view the link here: <https://www.avalonweb.com/how-to-submit-an-arc-application.html>

Email Submission:

1. Please ensure your Architectural Home Improvement application and supporting documents are complete.
2. Please email [tarc@avalonweb.com](mailto:tarc@avalonweb.com).

Home Improvement applications are available to be digitally filled out. However, the Neighbor Awareness page within the document may need to be printed.

If you need a hard copy please reach out to Management and we can mail you a copy, or you may pick one up at our office located at the address below. A copy may also be obtained at the Wolf Creek Community Center.

*We appreciate your willingness to improve the exterior of your home and look forward to assisting you through the process with the Homeowners Association.*

WOLF CREEK MAINTENANCE CORPORATION

DESIGN REVIEW COMMITTEE APPLICATION

(Applicant to Complete)

Please complete this request form, the submittal checklist form and attach a copy of your proposed improvement plans. **Incomplete applications will not be considered and will be returned.** To assure prompt consideration, review all submittal materials for completeness before sending them to the Design Review Committee.

From: \_\_\_\_\_ Date: \_\_\_\_\_  
Owner

\_\_\_\_\_  
Mailing Address City Zip  
( ) \_\_\_\_\_  
Area Code Home Phone Number ( ) \_\_\_\_\_  
Area Code Work Phone Number

Property address (if different than mailing address):  
\_\_\_\_\_

Architect, Engineer or Applicant's Representative: (If applicable)

\_\_\_\_\_  
Contact Company Name

Description of improvements desired - give full details of type and extent of improvements; materials; colors and location on the lot.

\_\_\_\_\_  
\_\_\_\_\_  
\_\_\_\_\_  
\_\_\_\_\_  
\_\_\_\_\_  
\_\_\_\_\_  
\_\_\_\_\_  
\_\_\_\_\_  
\_\_\_\_\_

# WOLF CREEK MAINTENANCE CORPORATION

## NEIGHBOR AWARENESS FORM

(Applicant to Complete)

**NOTE TO APPLICANT-** This form is designed to advise your neighbors that you propose to construct Improvements on your Lot. Affected neighbors (identified by the management company) must sign this form and they may add their comments in the spaces provided below. Each neighbor must also review and initial each set of plans for proposed Improvements.

**NOTE TO NEIGHBORS:** This form is to provide to you notice of a proposed Improvement which may occur on adjacent property. This Neighbor Awareness form is part of the Applicant's request for Design Review Committee approval of proposed Improvements. You should review the plans and other materials provided to you and you should indicate your receipt and review by signing below. Each Owner in the Community is subject to the Community Declaration of Covenants, Conditions, Restrictions and Reservation of Easements for Wolf Creek, which provides that the Committee has the power to review and approve or disapprove all proposed Owner-installed Improvements in the Community. You are encouraged to write your comments concerning the Improvements below. However, please note that your approval or disapproval of the proposal is not a veto power or an approval right. The CC&R's give the Committee the sole power to make the final decision to approve or disapprove the proposed Improvements.

1. \_\_\_\_\_  
Neighbor name and Address

\_\_\_\_\_  
Signature

\_\_\_\_\_  
Date

AGREE: \_\_\_\_\_ DISAGREE: \_\_\_\_\_

2. \_\_\_\_\_  
Neighbor name and Address

\_\_\_\_\_  
Signature

\_\_\_\_\_  
Date

AGREE: \_\_\_\_\_ DISAGREE: \_\_\_\_\_

3. \_\_\_\_\_  
Neighbor name and Address

\_\_\_\_\_  
Signature

\_\_\_\_\_  
Date

AGREE: \_\_\_\_\_ DISAGREE: \_\_\_\_\_

4. \_\_\_\_\_  
Neighbor name and Address

\_\_\_\_\_  
Signature

\_\_\_\_\_  
Date

AGREE: \_\_\_\_\_ DISAGREE: \_\_\_\_\_

NEIGHBOR COMMENTS (attach additional sheets as necessary): \_\_\_\_\_  
\_\_\_\_\_  
\_\_\_\_\_

Adopted 4/18/05

WOLF CREEK MAINTENANCE CORPORATION

DESIGN REVIEW COMMITTEE APPLICATION

(Applicant to Complete)

I UNDERSTAND AND AGREE THAT:

1. No work on this request shall commence until written approval of the Design Review Committee has been received.
2. The "General Conditions of Approval" section of the Design Guidelines shall apply to any approval.

SIGNATURE:

Applicant: \_\_\_\_\_ Date: \_\_\_\_\_

Received by the Design Review Committee: \_\_\_\_\_ Date: \_\_\_\_\_

(Do Not Write Below Line - To Be Completed By Design Review Committee Only)

Committee Comments:

☐ APPROVED

☐ DISAPPROVED

☐ Incomplete Submittal

☐ Require Additional Information

☐ RETURNED TO APPLICANT/OWNER

Date: \_\_\_\_\_

☐ CONDITIONAL APPROVAL

☐ Community CC&R's

☐ Notes on plans

☐ Appearance Evaluation Review Checklist

☐ Letter dated \_\_\_\_\_

☐ Notes on plans

☐ Neighbor Review Signature

☐ Neighbor Review Signature

COMMITTEE SIGNATURE(S):

Signature

Date

Signature

Date

Signature

Date

# *Wolf Creek Maintenance Corporation*

## **ARCHITECTURAL PROJECT NOTICE OF COMPLETION**

***(Pictures must be submitted with Notice of Completion for Review by the Design Review Committee.)***

Name(s) of Owner: \_\_\_\_\_

Print Name

Print Name

Telephone Number: \_\_\_\_\_

Type of Improvement Completed: \_\_\_\_\_

Project Address: \_\_\_\_\_

I or We the owner(s) of the above property do hereby state that the subject project was completed in accordance with the approved Plans and that no changes or alterations were incorporated.

\_\_\_\_\_  
Signature of Owner

\_\_\_\_\_  
Date

\_\_\_\_\_  
Signature of Owner

\_\_\_\_\_  
Date

-----  
For Committee Use

Date of Final Inspection: \_\_\_\_\_

Property is in: \_\_\_\_\_ Compliance \_\_\_\_\_ Non-Compliance

Reason(s):

\_\_\_\_\_  
\_\_\_\_\_  
\_\_\_\_\_

Architectural Control Committee Signatures:

Member: \_\_\_\_\_

Print Name

\_\_\_\_\_  
Signature

\_\_\_\_\_  
Date

Member: \_\_\_\_\_

Print Name

\_\_\_\_\_  
Signature

\_\_\_\_\_  
Date

Member: \_\_\_\_\_

Print Name

\_\_\_\_\_  
Signature

\_\_\_\_\_  
Date

# Wolf Creek Community Association

Required with Painting Application

*Indicate the name and number of the paint color in the appropriate boxes.*

DATE: \_\_\_\_\_

PROPERTY ADDRESS: \_\_\_\_\_

The diagram shows a side elevation of a house with a gabled roof and a garage. Various parts are labeled with boxes for color selection:

- Chimney cap color: \_\_\_\_\_
- Chimney color: \_\_\_\_\_
- Patio color: \_\_\_\_\_
- Decorative Wrought Iron: \_\_\_\_\_
- Stucco hardscape color: \_\_\_\_\_
- Stucco pop out color: \_\_\_\_\_
- Main body stucco color: \_\_\_\_\_
- Wood trip/Fascia color: \_\_\_\_\_
- Gutter Color: \_\_\_\_\_
- Downspout Color: \_\_\_\_\_
- Front door color: \_\_\_\_\_
- Shutter color: \_\_\_\_\_
- Garage door trim color: \_\_\_\_\_
- Garage door color: \_\_\_\_\_




## Light Collection: Page 1 of 3

Wolf Creek Maintenance

Temecula, CA


### Light Collection

Stucco 1




SW 6385  
Dover White

Stucco 2




SW 7552  
Bauhaus Buff

Stucco 3




SW 6155  
Rice Grain

Stucco 4




SW 7570  
Egret White

Stucco 5



SW 6161  
Nonchalant White

Fascia, Trim & Garage Door 1




SW 7551  
Greek Villa

Fascia, Trim & Garage Door 2



SW 7038  
Tony Taupe

Fascia, Trim & Garage Door 3



SW 9183  
Dark Clove

Fascia, Trim & Garage Door 4



SW 6089  
Grounded

## Light Collection: Page 2 of 3

Fascia, Trim & Garage Door 5



SW 2806  
Rookwood Brown

Stucco - Accent 1



SW 6122  
Camelback

Stucco - Accent 2



SW 6152  
Superior Bronze

Stucco - Accent 3



SW 7038  
Tony Taupe

Stucco - Accent 4



SW 6171  
Chatroom

Stucco - Accent 5




SW 6150  
Universal Khaki

Siding 1




SW 6122  
Camelback

Siding 2



SW 6152  
Superior Bronze

Siding 3



SW 7038  
Tony Taupe

Siding 4



SW 6171  
Chatroom

Siding 5



SW 6150  
Universal Khaki

Front Door & Shutters 1




SW 7593  
Rustic Red

Front Door & Shutters 2



SW 7674  
Peppercorn

Front Door & Shutters 3



SW 6201  
Thunderous

Front Door & Shutters 4



SW 6207  
Retreat

Front Door & Shutters 5



SW 7615  
Sea Serpent

---

## Color Usage Advisory:


*The color schemes displayed on this page were approved by your community. However, color standards can change over time, therefore we advise consulting with your HOA Community Manager before starting your painting project.*

Warm Collection: Page 1 of 3

Wolf Creek Maintenance  
Temecula, CA

Warm Collection

Stucco 1



SW 7572  
Lotus Pod

Stucco 2



SW 7697  
Safari

Stucco 3



SW 6129  
Restrained Gold

Stucco 4




SW 7689  
Row House Tan

Stucco 5




SW 6123  
Baguette

Fascia, Trim & Garage Door 1



SW 6154  
Nacre

Fascia, Trim & Garage Door 2




SW 2807  
Rookwood Medium Brown

Fascia, Trim & Garage Door 3



SW 6103  
Tea Chest


Fascia, Trim & Garage Door 4



SW 7055  
Enduring Bronze


## Warm Collection: Page 2 of 3

Fascia, Trim & Garage Door 5



SW 7571  
Casa Blanca

Stucco - Accent 1



SW 6148  
Wool Skein

Stucco - Accent 2




SW 6145  
Thatch Brown

Stucco - Accent 3




SW 6089  
Grounded

Stucco - Accent 4




SW 7696  
Toasted Pine Nut

Stucco - Accent 5



SW 6155  
Rice Grain

Siding 1



SW 6148  
Wool Skein

Siding 2



SW 6145  
Thatch Brown


Siding 3



SW 6089  
Grounded

## Warm Collection: Page 3 of 3

Siding 4



SW 7696  
Toasted Pine Nut

Siding 5




SW 6155  
Rice Grain

Front Door & Shutters 1



SW 6223  
Still Water

Front Door & Shutters 2



SW 6006  
Black Bean

Front Door & Shutters 3




SW 7062  
Rock Bottom

Front Door & Shutters 4



SW 7591  
Red Barn

Front Door & Shutters 5



SW 6172  
Hardware

---

### ***Color Usage Advisory:***

*The color schemes displayed on this page were approved by your community. However, color standards can change over time, therefore we advise consulting with your HOA Community Manager before starting your painting project.*

## Natural Collection: Page 1 of 3

Wolf Creek Maintenance

Temecula, CA

### Natural Collection

Stucco 1



SW 7518  
Beach House

Stucco 2



SW 7725  
Yearling

Stucco 3



SW 7540  
Artisan Tan

Stucco 4




SW 7522  
Meadowlark

Stucco 5




SW 2804  
Renwick Rose Beige

Fascia, Trim & Garage Door 1




SW 6006  
Black Bean

Fascia, Trim & Garage Door 2



SW 7566  
Westhighland White

Fascia, Trim & Garage Door 3



SW 7040  
Smokehouse


Fascia, Trim & Garage Door 4



SW 6173  
Cocoon

Natural Collection: Page 2 of 3

Fascia, Trim & Garage Door 5




SW 7529  
Sand Beach

Stucco - Accent 1




SW 7525  
Tree Branch

Stucco - Accent 2



SW 6154  
Nacre

Stucco - Accent 3



SW 6069  
French Roast

Stucco - Accent 4



SW 7529  
Sand Beach

Stucco - Accent 5




SW 7032  
Warm Stone

Siding 1



SW 7525  
Tree Branch

Siding 2



SW 6154  
Nacre

Siding 3




SW 6069  
French Roast



## Natural Collection: Page 3 of 3

Siding 4



SW 7529  
Sand Beach

Siding 5



SW 7032  
Warm Stone

Front Door & Shutters 1



SW 6034  
Dark Auburn

Front Door & Shutters 2



SW 7615  
Sea Serpent

Front Door & Shutters 3




SW 7739  
Herbal Wash

Front Door & Shutters 4



SW 7061  
Night Owl

Front Door & Shutters 5



SW 7055  
Enduring Bronze

---

### ***Color Usage Advisory:***

*The color schemes displayed on this page were approved by your community. However, color standards can change over time, therefore we advise consulting with your HOA Community Manager before starting your painting project.*

## Taupe Collection: Page 1 of 3

Wolf Creek Maintenance

Temecula, CA

Taupe Collection

Stucco 1



SW 7548

Portico

Stucco 2



SW 0037

Morris Room Grey


Stucco 3



SW 7502

Dry Dock


Stucco 4



SW 6071

Popular Gray


Stucco 5



SW 7526

Maison Blanche


Fascia, Trim & Garage Door 1



SW 2838

Polished Mahogany


Fascia, Trim & Garage Door 2



SW 7631

City Loft


Fascia, Trim & Garage Door 3



SW 7566

Westhighland White

Fascia, Trim & Garage Door 4



SW 7105

Paperwhite


## Taupe Collection: Page 2 of 3

Fascia, Trim & Garage Door 5



SW 9183  
Dark Clove

Stucco - Accent 1



SW 7526  
Maison Blanche

Stucco - Accent 2



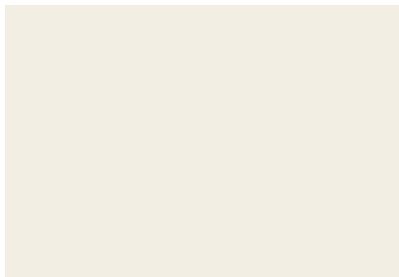
SW 7051  
Analytical Gray

Stucco - Accent 3




SW 7038  
Tony Taupe

Stucco - Accent 4




SW 7566  
Westhighland White

Stucco - Accent 5



SW 9183  
Dark Clove

Siding 1



SW 7526  
Maison Blanche

Siding 2



SW 7051  
Analytical Gray


Siding 3



SW 7038  
Tony Taupe

## Taupe Collection: Page 3 of 3

Siding 4



SW 7566  
Westhighland White

Siding 5



SW 9183  
Dark Clove

Front Door & Shutters 1



SW 7020  
Black Fox

Front Door & Shutters 2




SW 7062  
Rock Bottom

Front Door & Shutters 3



SW 6166  
Eclipse

Front Door & Shutters 4



SW 2838  
Polished Mahogany

Front Door & Shutters 5



SW 6165  
Connected Gray

---

### ***Color Usage Advisory:***

*The color schemes displayed on this page were approved by your community. However, color standards can change over time, therefore we advise consulting with your HOA Community Manager before starting your painting project.*

## Earth Collection: Page 1 of 3

Wolf Creek Maintenance

Temecula, CA

### Earth Collection

Stucco 1



SW 7669  
Summit Gray

Stucco 2



SW 9161  
Dustblu

Stucco 3



SW 2821  
Downing Stone

Stucco 4




SW 7672  
Knitting Needles

Stucco 5




SW 7015  
Repose Gray

Fascia, Trim & Garage Door 1



SW 7103  
Whitetail

Fascia, Trim & Garage Door 2




SW 7572  
Lotus Pod

Fascia, Trim & Garage Door 3



SW 7536  
Bittersweet Stem

Fascia, Trim & Garage Door 4



SW 9109  
Natural Linen

## Earth Collection: Page 2 of 3

Fascia, Trim & Garage Door 5



SW 7031  
Mega Greige

Stucco - Accent 1



SW 7033  
Brainstorm Bronze

Stucco - Accent 2




SW 6255  
Morning Fog

Stucco - Accent 3




SW 2822  
Downing Sand

Stucco - Accent 4




SW 7636  
Origami White

Stucco - Accent 5



SW 7103  
Whitetail

Siding 1




SW 7033  
Brainstorm Bronze

Siding 2



SW 6255  
Morning Fog


Siding 3



SW 2822  
Downing Sand


## Earth Collection: Page 3 of 3

Siding 4



SW 7636  
Origami White

Siding 5



SW 7103  
Whitetail

Front Door & Shutters 1




SW 7076  
Cyberspace

Front Door & Shutters 2



SW 7615  
Sea Serpent

Front Door & Shutters 3




SW 2838  
Polished Mahogany

Front Door & Shutters 4



SW 7069  
Iron Ore

Front Door & Shutters 5



SW 7103  
Whitetail

---

### ***Color Usage Advisory:***

*The color schemes displayed on this page were approved by your community. However, color standards can change over time, therefore we advise consulting with your HOA Community Manager before starting your painting project.*